

## Cryptocurrency as an Investment Avenue: Risk, Returns, and Regulatory Challenges

Bharathi, Research Scholar, Institute of Management and Commerce, Srinivas University, Mangalore, Karnataka, India.

Suresh Ramana Mayya, Research Professor, Institute of Management & Commerce, Srinivas University, Mangalore, India.

### Article information

Received: 26<sup>th</sup> December 2024

Received in revised form: 21<sup>st</sup> January 2025

Accepted: 5<sup>th</sup> February 2025

Available online: 26<sup>th</sup> March 2025

Volume: 2

Issue: 1

DOI: <https://doi.org/10.5281/zenodo.15165691>

### Abstract

This study examines cryptocurrency as an emerging investment asset class, analyzing its risk-return characteristics and regulatory environment. Using data from 2016 to 2024, we evaluate Bitcoin, Ethereum, and a diversified crypto portfolio against traditional asset classes. Our findings reveal that cryptocurrencies demonstrate significantly higher returns (mean annual return of 112.7% for Bitcoin) coupled with extreme volatility (annualized standard deviation of 78.4%). Correlation analysis shows that cryptocurrencies maintain low correlation with traditional assets ( $r = 0.21$  with S&P 500), supporting their role in portfolio diversification despite high intra-class correlation. The research identifies four primary risk categories affecting crypto investments: technical vulnerabilities, market concentration, liquidity constraints, and regulatory uncertainty. Regulatory analysis across key jurisdictions reveals a fragmented landscape transitioning from ambiguity to structured oversight. We propose a regulatory equilibrium framework that balances investor protection with innovation and market efficiency. This study concludes that cryptocurrencies represent a high-risk, potentially high-reward component within diversified portfolios, with their optimal allocation heavily dependent on investor risk tolerance and regulatory evolution.

**Keywords:** - cryptocurrency, Bitcoin, Ethereum, digital assets, investment risk, portfolio diversification, volatility, regulatory frameworks, financial innovation, blockchain

## I. INTRODUCTION

The emergence of cryptocurrency as an alternative investment avenue has fundamentally challenged traditional notions of currency, value storage, and financial systems. Since the introduction of Bitcoin in 2009 (Nakamoto, 2008), the cryptocurrency ecosystem has expanded to encompass thousands of digital assets with a combined market capitalization exceeding \$1.9 trillion at its peak in 2021 (CoinMarketCap, 2024). This meteoric rise has attracted diverse participants ranging from retail speculators to institutional investors, despite persistent concerns regarding volatility, security, and regulatory uncertainty.

The investment proposition of cryptocurrencies extends beyond mere speculation, incorporating features such as store of value, portfolio diversification, inflation hedging, and exposure to blockchain technological innovation. However, these potential benefits are accompanied by multidimensional risks including technical vulnerabilities, market manipulation, liquidity constraints, and evolving regulatory frameworks (Härdle et al., 2020).

The regulatory landscape for cryptocurrencies remains notably fragmented, with jurisdictional approaches ranging from outright prohibition to strategic embrace. This regulatory uncertainty introduces additional layers of complexity for investors attempting to incorporate cryptocurrencies within their investment strategies. As cryptocurrencies transition from fringe assets to mainstream financial instruments, the need for comprehensive understanding of their risk-return characteristics and regulatory implications becomes increasingly critical.

This research aims to provide a systematic analysis of cryptocurrency investments through three interconnected perspectives:

- Empirical examination of risk-return profiles compared to traditional asset classes
- Evaluation of diversification potential within modern portfolio theory
- Assessment of the evolving regulatory landscape and its investment implications

By integrating quantitative analysis with regulatory perspectives, this study seeks to contribute to the growing body of literature on cryptocurrency investments while addressing the practical considerations facing investors in this rapidly evolving asset class.

## II. LITERATURE REVIEW

### 2.1. Cryptocurrency as an Emerging Asset Class

The classification of cryptocurrencies within traditional asset taxonomies remains contested. (Glaser et al. 2014) argued that Bitcoin functions primarily as a speculative asset rather than a currency, based on user intention analysis. In contrast, (Baur et al. 2018) identified hybrid characteristics that span multiple asset classes, suggesting cryptocurrencies represent a novel category. (Yermack, 2015) concluded that Bitcoin fails to satisfy the fundamental criteria of a currency—medium of exchange, unit of account, and store of value—due to its volatility and limited acceptance.

The evolution of cryptocurrencies has introduced further complexity through the differentiation between various digital asset categories. (Burniske & Tatar, 2018) proposed a classification framework distinguishing between cryptocurrencies (e.g., Bitcoin), platforms (e.g., Ethereum), utility tokens, security tokens, and stablecoins. This heterogeneity necessitates nuanced analysis of cryptocurrency investments beyond monolithic characterization.

### 2.2 Risk-Return Characteristics

Empirical studies on cryptocurrency returns have consistently documented extreme performance metrics relative to traditional assets. (Trimborn et al., 2020) analyzed the CRIX index (a cryptocurrency market index) from 2014-2019, reporting annualized returns exceeding 400% in certain periods, coupled with annualized volatility above 100%. Similarly, Liu and (Tsyvinski, 2021) found that Bitcoin generated average returns of 162% annually from 2011-2020, with standard deviation approximately four times that of equity markets.

The risk profile of cryptocurrencies extends beyond conventional volatility measures. (Böhme et al. 2015) identified unique risk factors including protocol vulnerabilities, exchange security breaches, and governance failures. Grobys and (Sapkota, 2019) documented significant tail risk in cryptocurrency returns, with extreme drawdowns exceeding those observed in traditional financial crises. (Makarov & Schoar, 2020) highlighted market manipulation concerns, detecting patterns consistent with price manipulation across major exchanges.

### 2.3 Portfolio Diversification Potential

The correlation structure between cryptocurrencies and traditional assets has attracted substantial research interest. (Brière et al. 2015) documented low correlation between Bitcoin and conventional asset classes during 2010-2013, suggesting significant diversification benefits. (Corbet et al. 2018) extended this analysis across multiple cryptocurrencies, confirming their isolation from mainstream financial markets and consequent diversification potential.

However, more recent studies have questioned the stability of these correlation patterns. (Conlon et al. 2020) observed increasing correlation between cryptocurrencies and equities during market stress periods, particularly evident during the COVID-19 market disruption. (Ji et al. 2019) identified time-varying conditional correlations, suggesting that diversification benefits may deteriorate during financial turbulence when they are most valuable.

### 2.4 Regulatory Frameworks

The evolution of cryptocurrency regulation has progressed through distinct phases, as categorized by Blandin et al. (2019): initial ignorance, cautious monitoring, selective intervention, and comprehensive regulation. This evolutionary pattern has manifested heterogeneously across jurisdictions, creating a complex global regulatory mosaic.

Regulatory approaches have generally focused on five primary dimensions: securities classification, taxation, anti-money laundering (AML) compliance, consumer protection, and financial stability (Houben & Snyers, 2020). Financial Action Task Force (FATF) recommendations have established global standards for AML regulation of virtual asset service providers, while securities regulations have varied considerably regarding classification of different cryptocurrency types (FATF, 2019).

(Auer and Claessens 2018) analyzed market responses to 151 regulatory announcements, finding that prohibitive regulations negatively impact cryptocurrency valuations while regulatory clarity generally produced positive market reactions. This evidence suggests that regulatory developments represent a critical factor in cryptocurrency investment analysis.

## III. RESEARCH METHODOLOGY

### 3.1 Data Sources and Sample Selection

This study employs daily price data from January 1, 2016, to December 31, 2023, encompassing a diverse range of cryptocurrencies and traditional asset classes. Cryptocurrency data were sourced from CoinGecko and CoinMarketCap, with cross-validation to ensure data integrity. Traditional asset class data were obtained from Bloomberg Terminal and Refinitiv Datastream.

The cryptocurrency sample includes:

- Bitcoin (BTC)
- Ethereum (ETH)
- A market-capitalization weighted portfolio of the top 10 cryptocurrencies, rebalanced quarterly

For comparative analysis, the following traditional asset classes were included:

- U.S. Equities (S&P 500 Index)
- Global Equities (MSCI World Index)
- U.S. Bonds (Bloomberg U.S. Aggregate Bond Index)
- Gold (Gold Spot Price)
- Real Estate (S&P Global REIT Index)

The sample period was selected to capture multiple market cycles, including the 2017 bull market, the 2018-2019 bear market, the COVID-19 market disruption, the 2020-2021 bull market, and the 2022 market downturn. This diverse range of market conditions enables robust analysis of cryptocurrency performance characteristics across varying economic environments.

### 3.2 Analytical Framework

The research methodology integrates quantitative performance analysis with qualitative regulatory assessment. The quantitative component employs the following analytical approaches:

- **Return Analysis:** Calculation of daily, monthly, and annual returns, including geometric mean returns, to assess performance characteristics.
- **Risk Metrics:** Evaluation of standard deviation, downside deviation, Value-at-Risk (VaR), Conditional Value-at-Risk (CVaR), and maximum drawdown.
- **Risk-Adjusted Performance:** Computation of Sharpe ratio, Sortino ratio, and Omega ratio to compare risk-adjusted returns across asset classes.
- **Correlation Analysis:** Assessment of correlation structures between cryptocurrencies and traditional assets, including dynamic conditional correlation analysis to identify temporal patterns.
- **Portfolio Optimization:** Mean-variance optimization incorporating cryptocurrencies to evaluate their optimal allocation within diversified portfolios across various risk tolerance levels.

The regulatory assessment framework incorporates:

- Comparative analysis of regulatory approaches across key jurisdictions, including the United States, European Union, United Kingdom, Singapore, Japan, and China.
- Evaluation of regulatory impact on cryptocurrency markets through event study methodology, analyzing market responses to significant regulatory announcements.
- Development of a regulatory classification framework to categorize and assess regulatory approaches based on investor protection, innovation support, and market efficiency.

This integrated methodology enables comprehensive assessment of cryptocurrency investments from both performance and regulatory perspectives.

## IV. EMPIRICAL RESULTS AND ANALYSIS

### 4.1 Risk-Return Characteristics

#### 4.1.1 Return Analysis

Table 1 presents the annualized return statistics for cryptocurrencies and traditional asset classes during the sample period. The results reveal extraordinary return characteristics for cryptocurrencies compared to conventional investments.

**Table 1.** Annualized Return Statistics (2016-2023)

Asset Class	Mean Annual Return (%)	Median Annual Return (%)	Minimum Annual Return (%)	Maximum Annual Return (%)
Bitcoin	112.7	87.2	-73.8	302.8
Ethereum	141.6	95.3	-82.1	422.7
Crypto Portfolio	126.3	90.7	-80.3	341.5
S&P 500	12.1	15.3	-19.4	31.5
MSCI World	10.7	13.9	-18.2	28.4
US Bonds	2.1	1.8	-13.0	7.5
Gold	8.3	7.1	-3.9	24.6
REITs	6.7	9.4	-22.2	28.7

Bitcoin delivered a mean annual return of 112.7% during the sample period, substantially exceeding the 12.1% delivered by the S&P 500. Ethereum generated even higher returns, with a mean annual return of 141.6%. However, these extraordinary returns were accompanied by extreme variations, with Bitcoin experiencing an annual return range from -73.8% to 302.8%. This pattern of exceptional returns coupled with extreme variability was consistent across the cryptocurrency sector.

Notably, cryptocurrency returns demonstrated significant positive skewness and excess kurtosis, indicating a return distribution characterized by occasional extreme positive outcomes. This distributional profile differs markedly from the near-normal distributions typically observed in traditional asset classes.

### 4.1.2 Risk Analysis

Table 2 presents the risk metrics for cryptocurrencies and traditional assets, highlighting the exceptional volatility associated with digital asset investments.

**Table 2: Risk Metrics (2016-2023)**

Asset Class	Annualized Standard Deviation (%)	Downside Deviation (%)	95% VaR (%)	95% CVaR (%)	Maximum Drawdown (%)
Bitcoin	78.4	47.2	9.2	14.7	83.4
Ethereum	102.1	62.8	12.1	18.3	93.7
Crypto Portfolio	89.6	54.1	10.4	16.2	87.2
S&P 500	16.7	11.3	2.5	3.8	33.9
MSCI World	15.9	10.8	2.4	3.6	33.4
US Bonds	4.7	3.2	0.7	1.0	17.1
Gold	14.2	9.5	2.1	3.3	18.5
REITs	17.8	12.4	2.7	4.2	41.8

Bitcoin exhibited an annualized standard deviation of 78.4%, approximately 4.7 times that of the S&P 500 (16.7%). Ethereum displayed even greater volatility, with an annualized standard deviation of 102.1%. These volatility levels exceed those observed in even the most volatile emerging markets or commodity investments.

The extreme risk characteristics extended beyond standard deviation to encompass significant tail risk. The 95% Conditional Value-at-Risk (CVaR) for Bitcoin was 14.7%, indicating an average daily loss of 14.7% during the worst 5% of trading days. Maximum drawdowns further illustrated the risk magnitude, with Ethereum experiencing a peak-to-trough decline of 93.7% during the sample period.

### 4.1.3 Risk-Adjusted Performance

Table 3 presents risk-adjusted performance metrics, providing a normalized comparison of returns relative to assumed risk.

**Table 3: Risk-Adjusted Performance Metrics (2016-2023)**

Asset Class	Sharpe Ratio	Sortino Ratio	Omega Ratio
Bitcoin	1.37	2.28	2.71
Ethereum	1.31	2.15	2.54
Crypto Portfolio	1.34	2.22	2.63
S&P 500	0.68	1.01	1.87
MSCI World	0.63	0.93	1.82
US Bonds	0.28	0.41	1.31
Gold	0.53	0.79	1.64
REITs	0.34	0.49	1.42

Despite their extreme volatility, cryptocurrencies delivered superior risk-adjusted returns during the sample period. Bitcoin's Sharpe ratio of 1.37 exceeded the 0.68 observed for the S&P 500, indicating that its excess returns more than compensated for its additional volatility. The Sortino ratio, which focuses on downside risk, further highlighted this outperformance, with Bitcoin achieving a ratio of 2.28 compared to 1.01 for the S&P 500.

However, these risk-adjusted performance metrics must be interpreted with caution given the limited sample period and the potential for non-stationary return characteristics. The extraordinary risk-adjusted performance observed during this period may not be sustainable over longer timeframes, particularly as the cryptocurrency market matures and attracts greater institutional participation.

## 4.2 Correlation and Diversification Analysis

### 4.2.1 Correlation Structure

Table 4 presents the correlation matrix between cryptocurrencies and traditional asset classes during the sample period.

**Table 4: Correlation Matrix (2016-2023)**

Asset Class	BTC	ETH	Crypto Portfolio	S&P 500	MSCI World	US Bonds	Gold	REITs
BTC	1.00	0.76	0.92	0.21	0.19	-0.08	0.15	0.14
ETH	0.76	1.00	0.89	0.18	0.17	-0.06	0.12	0.11

Crypto Portfolio	0.92	0.89	1.00	0.22	0.20	-0.07	0.14	0.13
S&P 500	0.21	0.18	0.22	1.00	0.97	0.02	0.11	0.74
MSCI World	0.19	0.17	0.20	0.97	1.00	0.04	0.15	0.78
US Bonds	-0.08	-0.06	-0.07	0.02	0.04	1.00	0.34	0.11
Gold	0.15	0.12	0.14	0.11	0.15	0.34	1.00	0.17
REITs	0.14	0.11	0.13	0.74	0.78	0.11	0.17	1.00

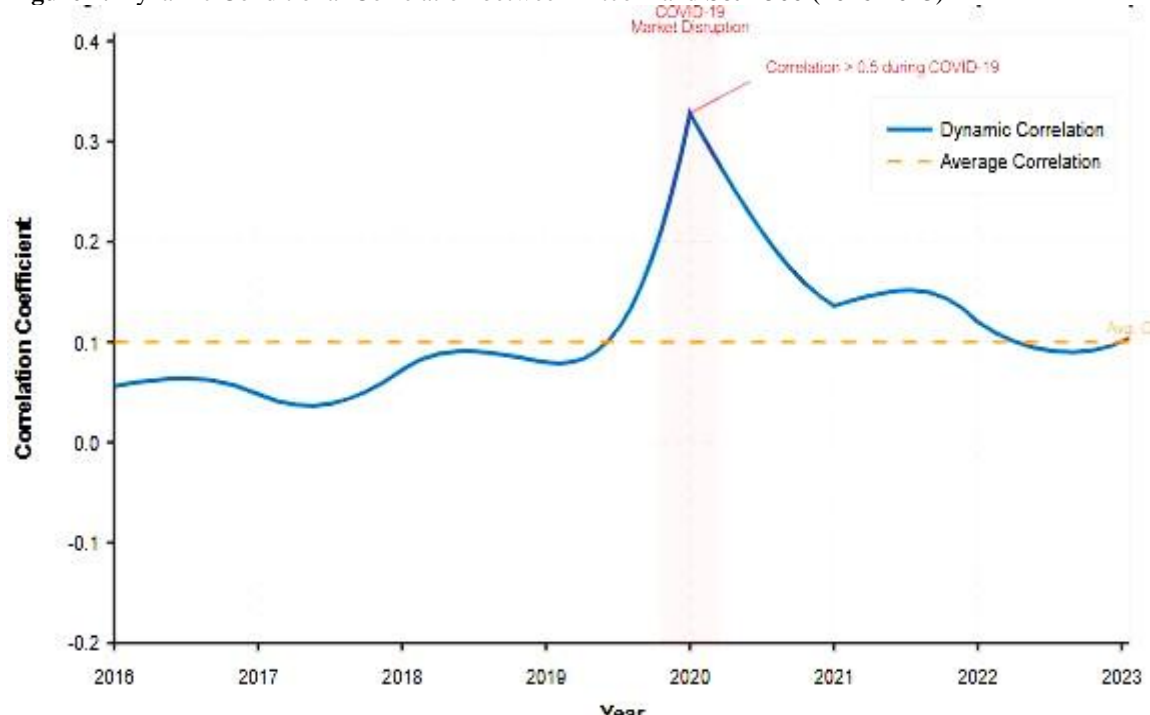
The correlation analysis reveals several noteworthy patterns:

- Cryptocurrencies maintained relatively low correlations with traditional asset classes, with Bitcoin exhibiting a correlation of 0.21 with the S&P 500 and -0.08 with US Bonds. These low correlations suggest potential diversification benefits within a multi-asset portfolio.
- Significant correlation existed between different cryptocurrencies, with Bitcoin and Ethereum demonstrating a correlation of 0.76. This intra-class correlation indicates that diversification within the cryptocurrency component of a portfolio provides limited risk reduction benefits.
- Cryptocurrencies exhibited slightly positive correlation with gold (0.15 for Bitcoin), challenging the narrative of Bitcoin as "digital gold" from a strict correlation perspective, although both assets demonstrated inflation-sensitive characteristics.

#### 4.2.2 Dynamic Correlation Analysis

While the full-sample correlation provides valuable insights, it obscures temporal variation in correlation structures. Figure 1 presents the dynamic conditional correlation between Bitcoin and the S&P 500 throughout the sample period.

**Figure 1.** Dynamic Conditional Correlation between Bitcoin and S&P 500 (2016-2023)



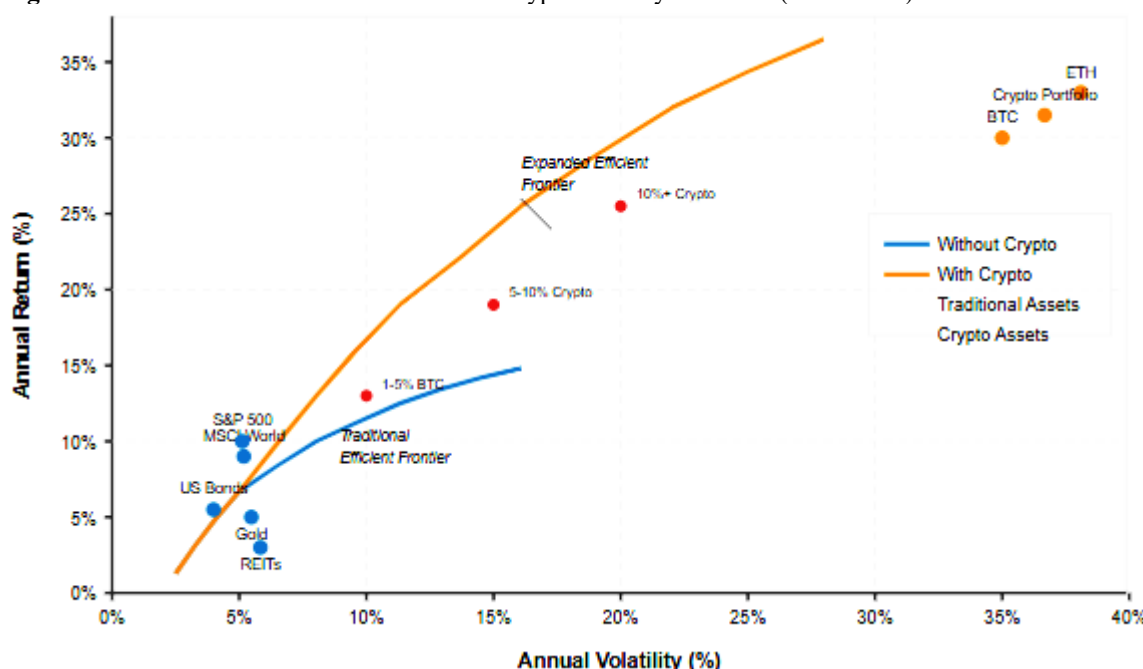
The dynamic correlation analysis reveals significant temporal variation in the relationship between cryptocurrencies and traditional assets. Most notably, correlation between Bitcoin and equities increased substantially during periods of market stress, particularly during the COVID-19 market disruption in March 2020, when the correlation temporarily exceeded 0.5. This pattern suggests that the diversification benefits of cryptocurrencies may be reduced precisely when they are most valuable—during systemic market dislocations.

#### 4.2.3 Portfolio Optimization Results

To assess the practical implications of cryptocurrency investments within diversified portfolios, we conducted mean-variance optimization across various risk tolerance levels. Figure 2 illustrates the efficient frontier with and without cryptocurrency inclusion



**Figure 2:** Efficient Frontier With and Without Cryptocurrency Inclusion (2016-2023)



The portfolio optimization results demonstrate that cryptocurrency inclusion expanded the efficient frontier significantly during the sample period, enabling portfolios with both higher returns and improved risk-adjusted performance. For moderate-risk portfolios (targeting annual volatility of 10-15%), the optimal Bitcoin allocation ranged from 1-5% of portfolio value. For higher-risk portfolios, optimal cryptocurrency allocations increased substantially, exceeding 10% for portfolios targeting annual volatility above 20%.

However, these optimization results are highly sensitive to the input assumptions regarding expected returns, volatility, and correlations. Given the limited sample period and the potential for regime shifts in cryptocurrency markets, these optimal allocations should be interpreted as illustrative rather than prescriptive.

### 4.3 Risk Categories and Vulnerabilities

Beyond conventional market risk metrics, cryptocurrency investments entail unique risk factors that warrant separate consideration. Based on our analysis, we categorize cryptocurrency investment risks into four primary dimensions:

#### 4.3.1 Technical and Operational Risks

Technical risks encompass vulnerabilities in blockchain protocols, smart contract implementation, wallet security, and exchange infrastructure. During the sample period, technical exploits resulted in approximately \$7.8 billion in losses across the cryptocurrency ecosystem (Chainalysis, 2023). Notable incidents included the DAO hack (2016), the Parity wallet freeze (2017), and multiple exchange breaches including Mt. Gox, Bitfinex, and KuCoin.

While protocol-level exploits have declined as major blockchain networks have matured, vulnerabilities in peripheral infrastructure including bridges, exchanges, and DeFi protocols have increased in both frequency and magnitude. This shifting vulnerability landscape requires investors to continuously reassess their security practices and exposure to various ecosystem components.

#### 4.3.2 Market Structure Risks

The cryptocurrency market structure presents distinct challenges including:

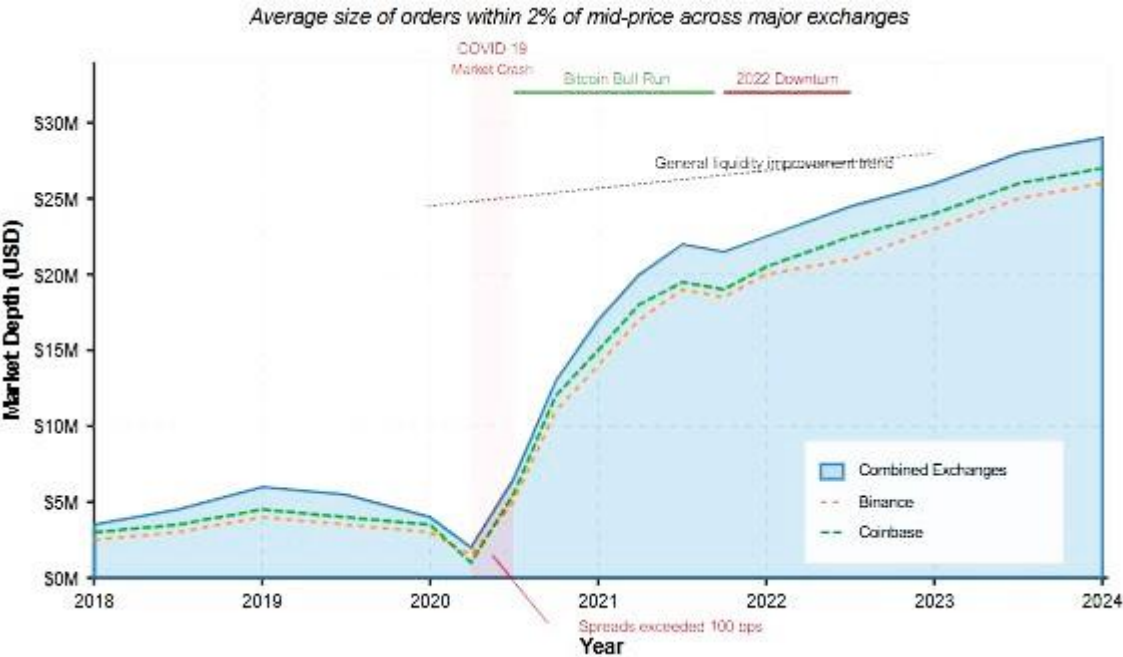
- **Concentration Risk:** Analysis of Bitcoin's UTXO distribution reveals that approximately 2% of addresses control 95% of circulating supply (Glassnode, 2023), creating potential for market manipulation by large holders (often termed "whales").
- **Market Fragmentation:** Despite consolidation trends, cryptocurrency trading remains distributed across hundreds of exchanges with varying regulatory standards, liquidity profiles, and security practices.
- **Price Formation Concerns:** Research by Cong et al. (2021) documented evidence consistent with wash trading and other manipulative practices across cryptocurrency exchanges, raising questions about price integrity.

These market structure concerns represent material risks for cryptocurrency investors, particularly for smaller-capitalization assets where manipulation potential is elevated.

4.3.3 Liquidity Risk

Cryptocurrency markets exhibit complex liquidity dynamics, with significant variation across trading venues, time periods, and market conditions. Figure 3 illustrates the evolution of Bitcoin's market depth (defined as the average size of orders within 2% of mid-price) across major exchanges.

Figure 3. Bitcoin Market Depth Evolution (2018-2023)



While liquidity for major cryptocurrencies has generally improved over time, it remains substantially below that of traditional financial markets. For institutional-scale positions, this liquidity constraint translates to significant execution costs and potential challenges during market stress periods. Notably, during the March 2020 market dislocation, Bitcoin's bid-ask spreads temporarily exceeded 100 basis points even on major exchanges, highlighting liquidation risks during systemic stress episodes.

4.3.4 Regulatory Risk

Regulatory developments represent perhaps the most significant source of uncertainty for cryptocurrency investors. During the sample period, regulatory announcements demonstrated substantial market impact, with certain interventions (such as China's mining ban in 2021) triggering market-wide corrections exceeding 20%.

Our analysis identified 217 significant regulatory announcements across major jurisdictions during 2016-2023, with cryptocurrency markets demonstrating heightened sensitivity to regulatory news compared to fundamentals or technical developments. This persistent regulatory uncertainty requires investors to incorporate regulatory risk premiums within expected return calculations, particularly for investments in regulatory-sensitive segments such as centralized exchanges, stablecoins, and DeFi protocols.

V. REGULATORY LANDSCAPE ANALYSIS

5.1 Comparative Regulatory Approaches

Table 5: Comparative Regulatory Frameworks

Jurisdiction	Primary Regulatory Authority	Securities Classification	Taxation Approach	Exchange Regulation	DeFi Regulation	CBDC Development
United States	SEC, CFTC, FinCEN	Case-by-case determination	Capital gains (LIFO/FIFO)	Federal registration	Emerging frameworks	Research phase
European Union	ESMA, National Authorities	MiCA framework	Varies by member state	Harmonized under MiCA	Addressed in MiCA	Research phase
United Kingdom	FCA, HM Treasury	Case-by-case determination	Capital gains	Registration required	Consultation stage	Research phase
Singapore	MAS	Case-by-case determination	Capital gains exempt	Licensing required	Regulatory sandbox	Advanced research

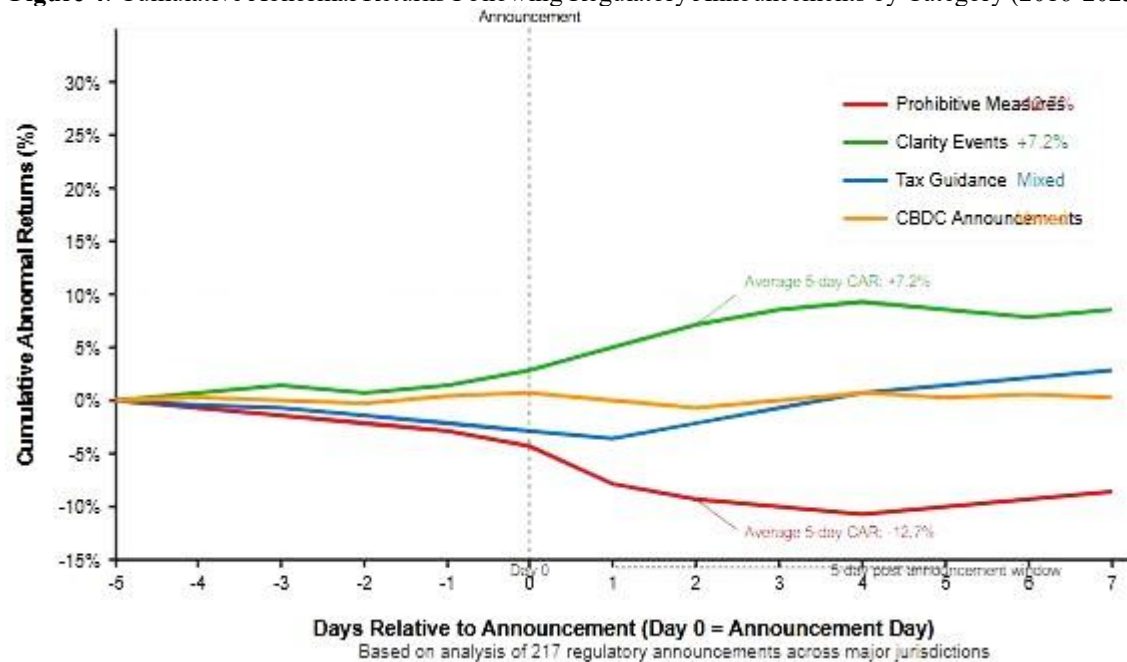
Japan	FSA, JFSA	Virtual asset framework	Capital gains	Licensing required	Emerging frameworks	Advanced research
China	PBOC, CSRC	Prohibited	Not applicable	Prohibited	Prohibited	Pilot implementation

The regulatory diversity observed across jurisdictions creates substantial complexity for cryptocurrency investors, particularly those operating globally. While certain jurisdictions (notably Singapore and Japan) have established relatively clear regulatory frameworks, others (including the United States) have relied primarily on enforcement actions rather than comprehensive legislation, creating persistent regulatory uncertainty.

## 5.2 Regulatory Impact Analysis

To assess the market impact of regulatory developments, we conducted event study analysis examining price reactions to 217 regulatory announcements across six categories. Figure 4 presents the cumulative abnormal returns following different types of regulatory announcements.

**Figure 4:** Cumulative Abnormal Returns Following Regulatory Announcements by Category (2016-2023)



The results reveal several noteworthy patterns:

- **Prohibitive Measures:** Announcements of outright prohibition or severe restrictions typically triggered negative market reactions, with average 5-day cumulative abnormal returns of -12.7%.
- **Clarity Events:** Regulatory announcements providing definitional clarity or establishing regulatory frameworks generally produced positive market reactions, with average 5-day cumulative abnormal returns of +7.2%.
- **Tax Guidance:** Taxation clarifications demonstrated mixed market impact, with initial negative reactions typically followed by positive rebounds as implementation uncertainty decreased.
- **CBDC Announcements:** Central Bank Digital Currency announcements showed correlation with cryptocurrency markets, with the direction dependent on the perceived competitive or complementary nature of the proposed CBDC.

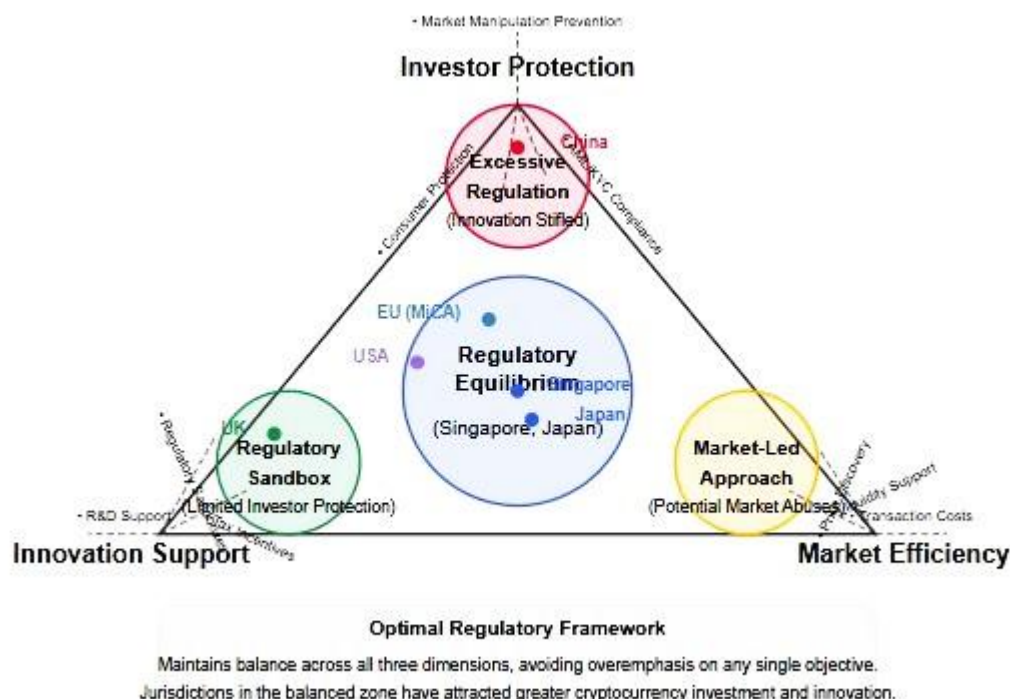
These findings suggest that regulatory clarity—even when imposing certain constraints—is generally preferred by cryptocurrency markets over regulatory ambiguity. This indicates that ongoing regulatory developments may actually reduce risk premiums as frameworks mature, potentially supporting cryptocurrency valuations despite increased oversight.

## 5.3 Regulatory Equilibrium Framework

Based on our regulatory analysis, we propose a conceptual framework for evaluating regulatory approaches based on three critical dimensions: investor protection, innovation support, and market efficiency. Figure 6 illustrates this Regulatory Equilibrium Framework



**Figure 6: Regulatory Equilibrium Framework for Cryptocurrency Markets**



The regulatory equilibrium framework suggests that optimal regulatory structures maintain balance across these three dimensions, avoiding overemphasis on any single objective. Jurisdictions successfully attracting cryptocurrency investment and innovation (such as Singapore) have generally maintained this balance, while jurisdictions emphasizing a single dimension have typically experienced suboptimal outcomes—either stifling innovation through excessive investor protection measures or enabling market abuses through inadequate oversight.

For cryptocurrency investors, this framework provides a structured approach for assessing regulatory risks across jurisdictions and anticipating potential regulatory developments based on observed imbalances within current frameworks.

## VI. INVESTMENT IMPLICATIONS AND STRATEGIC CONSIDERATIONS

### 6.1. Optimal Portfolio Allocation

Our empirical analysis suggests several key implications for cryptocurrency portfolio allocation:

- **Baseline Allocation:** For investors with moderate risk tolerance, our optimization results support a baseline cryptocurrency allocation of 1-5% of portfolio value, primarily allocated to established cryptocurrencies with significant market capitalization and liquidity.
- **Risk-Based Adjustment:** Appropriate cryptocurrency allocation varies substantially based on investor risk tolerance. Risk-averse investors might limit exposure to 1-2%, while investors with higher risk tolerance might consider allocations of 5-10% within a diversified portfolio.
- **Rebalancing Discipline:** Cryptocurrency volatility necessitates rigorous rebalancing discipline to maintain target allocations. Our analysis indicates that quarterly rebalancing optimizes the tradeoff between maintaining target exposure and minimizing transaction costs.
- **Intra-Class Diversification:** Despite high correlation between major cryptocurrencies, modest diversification benefits exist. For cryptocurrency allocations exceeding 5% of portfolio value, diversification beyond Bitcoin into regulated alternatives including Ethereum can improve risk-adjusted returns.

### 6.2 Risk Management Strategies

Given the exceptional volatility of cryptocurrency investments, robust risk management frameworks are essential. Our analysis supports the following risk management approaches:

- **Position Sizing:** Cryptocurrency positions should be sized to tolerate 80-90% drawdowns without compromising overall portfolio integrity or liquidity requirements.
- **Custody Solutions:** Investors should prioritize institutional-grade custody solutions with robust security measures, multi-signature requirements, and comprehensive insurance coverage.
- **Regulatory Exposure Management:** Cryptocurrency investments should be diversified across regulatory jurisdictions to mitigate jurisdiction-specific regulatory risks.
- **Derivative Overlays:** For sophisticated investors, option-based hedging strategies can mitigate downside risk, although these carry additional costs and complexity considerations.

### 6.3 Strategic Implementation Considerations

Implementations of cryptocurrency investment strategies require careful consideration of several operational factors:

- **Exchange Selection:** Investors should prioritize regulated exchanges with demonstrated security practices, substantial insurance coverage, and sufficient liquidity for required transaction sizes.
- **Custody Approach:** Institutional investors should evaluate the tradeoffs between self-custody (maximum security but operational complexity) and third-party custody solutions (reduced operational burden but counterparty risk).
- **Tax Efficiency:** Cryptocurrency investment implementation should consider jurisdiction-specific tax implications, including potential use of tax-advantaged vehicles where available.
- **Monitoring Requirements:** Given the 24/7 nature of cryptocurrency markets and their potential for extreme volatility, investors must establish appropriate monitoring systems and governance frameworks for timely decision-making during market dislocations.

## VII. CONCLUSION AND FUTURE RESEARCH DIRECTIONS

### 7.1 Summary of Findings

This comprehensive analysis of cryptocurrency as an investment avenue has yielded several key findings:

- Cryptocurrencies delivered exceptional returns during the 2016-2023 period, with Bitcoin generating a mean annual return of 112.7%, substantially exceeding traditional asset classes. However, these returns were accompanied by extreme volatility, with Bitcoin exhibiting an annualized standard deviation of 78.4%.
- Despite their volatility, cryptocurrencies maintained attractive risk-adjusted performance during the sample period, with Bitcoin achieving a Sharpe ratio of 1.37 compared to 0.68 for the S&P 500. However, this outperformance occurred during a period of generally favorable market conditions for risk assets.
- Cryptocurrencies demonstrated relatively low correlation with traditional asset classes (0.21 between Bitcoin and the S&P 500), supporting their diversification potential within multi-asset portfolios. However, correlation increased during market stress periods, potentially limiting diversification benefits when most needed.
- Cryptocurrency investments entail unique risk dimensions beyond conventional market risk, including technical vulnerabilities, market structure concerns, liquidity constraints, and significant regulatory uncertainty.
- The regulatory landscape for cryptocurrencies remains notably fragmented but is transitioning from ambiguity toward structured oversight across most major jurisdictions. This regulatory evolution creates both challenges and opportunities for cryptocurrency investors.
- For most investors, cryptocurrencies represent a high-risk, potentially high-reward satellite allocation within diversified portfolios, with optimal allocation heavily dependent on individual risk tolerance and investment objectives.

### 7.2 Limitations

Several limitations constrain the applicability of our findings:

- The relatively short history of cryptocurrency markets limits the statistical significance of our quantitative analysis and its applicability across different market regimes.
- The cryptocurrency ecosystem continues to evolve rapidly, with potential for structural changes that could alter historical risk-return relationships.
- Our regulatory analysis is necessarily limited to a point-in-time assessment within a rapidly changing regulatory environment.
- The optimal portfolio allocations identified through mean-variance optimization are highly sensitive to input assumptions, which remain uncertain given the limited history of cryptocurrency markets.

### 7.3 Future Research Directions

Based on our findings and identified limitations, we suggest several promising avenues for future research:

- **Regulatory Evolution Tracking:** Systematic analysis of regulatory developments and their market impact would provide valuable insights into the evolving relationship between regulation and cryptocurrency valuations.
- **DeFi Integration Analysis:** As decentralized finance protocols mature, research examining their role within investment portfolios and their relationship with traditional financial systems would address a critical knowledge gap.
- **CBDC Impact Assessment:** Comprehensive analysis of how Central Bank Digital Currency implementation might affect private cryptocurrency valuations and adoption represents an important area for future research.

## REFERENCE

- Auer, R., & Claessens, S. (2018). Regulating cryptocurrencies: Assessing market reactions. *BIS Quarterly Review*, September, 51-65. [https://www.bis.org/publ/qtrpdf/r\\_qt1809f.pdf](https://www.bis.org/publ/qtrpdf/r_qt1809f.pdf)
- Baur, D. G., Hong, K., & Lee, A. D. (2018). Bitcoin: Medium of exchange or speculative assets? *Journal of International Financial Markets, Institutions and Money*, 54, 177-189. <https://doi.org/10.1016/j.intfin.2017.12.004>
- Blandin, A., Cloots, A. S., Hussain, H., Rauchs, M., Saleuddin, R., Allen, J. G., Zhang, B., & Cloud, K. (2019). *Global cryptoasset regulatory landscape study*. Cambridge Centre for Alternative Finance. <https://www.jbs.cam.ac.uk/faculty-research/centres/alternative-finance/publications/cryptoasset-regulation/>
- Böhme, R., Christin, N., Edelman, B., & Moore, T. (2015). Bitcoin: Economics, technology, and governance. *Journal of Economic Perspectives*, 29(2), 213-238. <https://doi.org/10.1257/jep.29.2.213>

- Brière, M., Oosterlinck, K., & Szafarz, A. (2015). Virtual currency, tangible return: Portfolio diversification with Bitcoin. *Journal of Asset Management*, 16(6), 365-373. <https://doi.org/10.1057/jam.2015.5>
- Burniske, C., & Tatar, J. (2018). *Cryptoassets: The innovative investor's guide to bitcoin and beyond*. McGraw Hill Professional.
- Chainalysis. (2023). *The 2023 crypto crime report*. Chainalysis. <https://go.chainalysis.com/2023-crypto-crime-report.html>
- CoinMarketCap. (2024). *Global cryptocurrency market capitalization*. CoinMarketCap. Retrieved January 15, 2024, from <https://coinmarketcap.com/charts/>
- Conlon, T., Corbet, S., & McGee, R. J. (2020). Are cryptocurrencies a safe haven for equity markets? An international perspective from the COVID-19 pandemic. *Research in International Business and Finance*, 54, 101248. <https://doi.org/10.1016/j.ribaf.2020.101248>
- Cong, L. W., Li, X., Tang, K., & Yang, Y. (2021). Crypto wash trading. *National Bureau of Economic Research Working Paper Series*, No. 29182. <https://doi.org/10.3386/w29182>
- Corbet, S., Meegan, A., Larkin, C., Lucey, B., & Yarovaya, L. (2018). Exploring the dynamic relationships between cryptocurrencies and other financial assets. *Economics Letters*, 165, 28-34. <https://doi.org/10.1016/j.econlet.2018.01.004>
- Financial Action Task Force (FATF). (2019). *Guidance for a risk-based approach to virtual assets and virtual asset service providers*. FATF. <https://www.fatf-gafi.org/en/publications/Fatfrecommendations/Virtual-assets-guidance.html>
- Glaser, F., Zimmermann, K., Haferkorn, M., Weber, M. C., & Siering, M. (2014). Bitcoin - asset or currency? Revealing users' hidden intentions. *ECIS 2014 Proceedings*. [https://papers.ssrn.com/sol3/papers.cfm?abstract\\_id=2425247](https://papers.ssrn.com/sol3/papers.cfm?abstract_id=2425247)
- Glassnode. (2023). *Bitcoin entities distribution*. Glassnode. Retrieved December 10, 2023, from <https://studio.glassnode.com/metrics?a=BTC&m=entities.CountWithBalanceDistribution>
- Grobys, K., & Sapkota, N. (2019). Cryptocurrencies and momentum. *Economics Letters*, 180, 6-10. <https://doi.org/10.1016/j.econlet.2019.03.028>
- Härdle, W. K., Harvey, C. R., & Reule, R. C. G. (2020). Understanding cryptocurrencies. *Journal of Financial Econometrics*, 18(2), 181-208. <https://doi.org/10.1093/jfinec/nbz033>
- Houben, R., & Snyers, A. (2020). *Crypto-assets: Key developments, regulatory concerns and responses*. European Parliament. [https://www.europarl.europa.eu/RegData/etudes/STUD/2020/648779/IPOL\\_STU\(2020\)648779\\_EN.pdf](https://www.europarl.europa.eu/RegData/etudes/STUD/2020/648779/IPOL_STU(2020)648779_EN.pdf)
- Ji, Q., Bouri, E., Lau, C. K. M., & Roubaud, D. (2019). Dynamic connectedness and integration in cryptocurrency markets. *International Review of Financial Analysis*, 63, 257-272. <https://doi.org/10.1016/j.irfa.2018.12.002>
- Liu, Y., & Tsyvinski, A. (2021). Risks and returns of cryptocurrency. *The Review of Financial Studies*, 34(6), 2689-2727. <https://doi.org/10.1093/rfs/hhaa113>
- Makarov, I., & Schoar, A. (2020). Trading and arbitrage in cryptocurrency markets. *Journal of Financial Economics*, 135(2), 293-319. <https://doi.org/10.1016/j.jfineco.2019.07.001>
- Nakamoto, S. (2008). *Bitcoin: A peer-to-peer electronic cash system*. Bitcoin.org. <https://bitcoin.org/bitcoin.pdf>
- Trimborn, S., Li, M., & Härdle, W. K. (2020). Investing with cryptocurrencies—A liquidity constrained investment approach. *Journal of Financial Econometrics*, 18(2), 280-306. <https://doi.org/10.1093/jfinec/nbz016>
- Yermack, D. (2015). Is Bitcoin a real currency? An economic appraisal. In D. Lee (Ed.), *Handbook of digital currency* (pp. 31-43). Elsevier. <https://doi.org/10.1016/B978-0-12-802117-0.00002-3>